


CyberSense Training Requirement

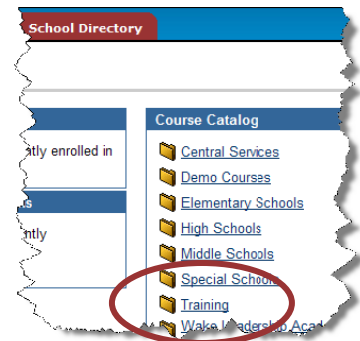
- Completion of CyberSense training course is required prior to the creation of any wikis or blogs.
- The course is self-paced and should take approximately 2 hours.
- You must have a Blackboard user account in order to complete this online training.
 - Contact the Blackboard Coordinator for your school/department to request a Blackboard account.
 - A list of Blackboard Coordinators is available: <http://bbsupport.wcpss.net>
- Follow the instructions below to enroll in the CyberSense Online Training Course

Enrolling in the Course

1. Visit <http://blackboard.wcpss.net>

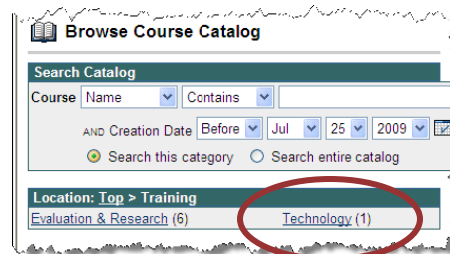


2. Click the **Course Sites** tab



3. Under Course Catalog, click **Training**

4. Click **Technology**



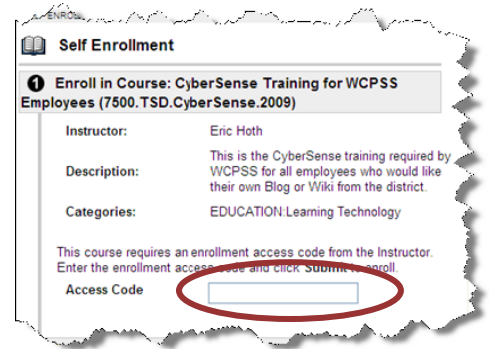
5. Click the **Enroll** next to the training course description



Wikis and Blogs: CyberSense Online Training

6. Enter the **Access Code**

- Provided by your school Technology contact or
- Contact the Help Desk
 - Phone: 664-5700
 - E-mail: helpdesk@wcpss.net

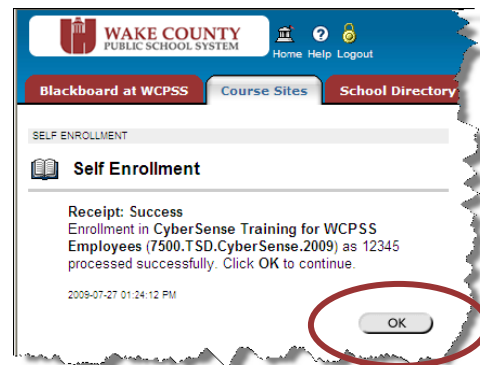


7. Click **Submit**.

- A Receipt will be displayed.

8. Click **OK**

- You will be taken to the main page of the CyberSense Training Course.



9. Click **Start Here!** to begin



Completing the Course

1. Visit <http://blackboard.wcpss.net> and login to your account.

2. Under My Courses, click **CyberSense: Training for WCPSS Employees**

3. Click **Start Here!**

